

DEALER/SHOWROOM: _____

SALESPERSON: _____

DATE: _____

PO#: _____

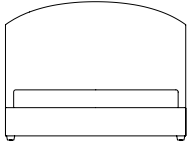
STEP 1 • SELECT FRAME

Choose a bed size & height

Teagan Bed

BAA2900Q
BAA2900K
BAA2900CK

↑
54"
64"
74"
↓

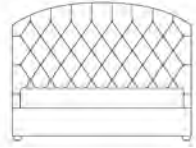


*Nail trim applicable, see Step 5

Teagan Tufted Bed

BAA2901Q
BAA2901K
BAA2901CK

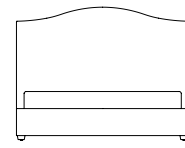
↑
54"
64"
74"
↓



Blaire Bed

BAA2902Q
BAA2902K
BAA2902CK

↑
54"
64"
74"
↓

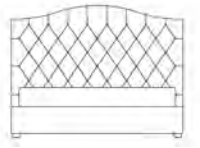


*Nail trim applicable, see Step 5

Blaire Tufted Bed

BAA2903Q
BAA2903K
BAA2903CK


↑
54"
64"
74"
↓



Kennedy Bed

BAA2910Q
BAA2910K
BAA2910CK

↑
54"
64"
74"
↓

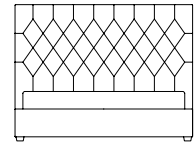


*Nail trim applicable, see Step 5

Kennedy Tufted Bed

BAA2911Q
BAA2911K
BAA2911CK


↑
54"
64"
74"
↓



Parker Bed

BAA2914Q
BAA2914K
BAA2914CK

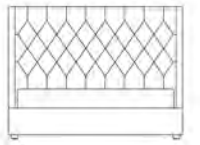
↑
54"
64"
74"
↓



Parker Tufted Bed

BAA2915Q
BAA2915K
BAA2915CK

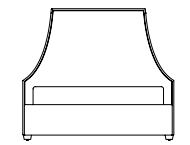
↑
54"
64"
74"
↓



Lyric Fully Upholstered Bed

BAA2918Q
BAA2918K
BAA2918CK

↑
54"
60"
66"
↓

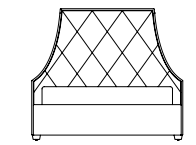


*Nail trim applicable, see Step 5 | by Barbara Barry

Lyric Tufted Fully Upholstered Bed

BAA2919Q
BAA2919K
BAA2919CK

↑
54"
60"
66"
↓

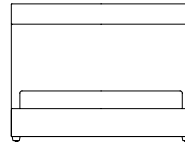


by Barbara Barry

Panorama Fully Upholstered Bed

BAA2920Q
BAA2920K
BAA2920CK

↑
54"
64"
74"
↓

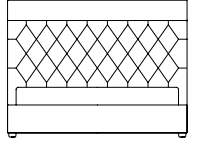


by Barbara Barry

Panorama Tufted Fully Upholstered

BAA2921Q
BAA2921K
BAA2921CK

↑
54"
64"
74"
↓

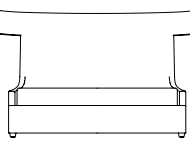


by Barbara Barry

Luxe Fully Upholstered Bed

BAA2922Q
BAA2922K
BAA2922CK

↑
50"
60"
↓

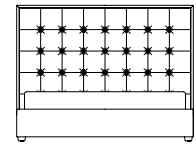


*Nail trim applicable, see Step 5 | by Thomas Pheasant

Calvin Bed

BAA2905Q
BAA2905K
BAA2905CK

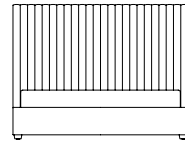
↑
54"
64"
74"
↓



Simone Bed

BAA2906Q
BAA2906K
BAA2906CK


↑
54"
64"
74"
↓



Eli Bed

BAA2908Q
BAA2908K
BAA2908CK

↑
54"
64"
74"
↓



STEP 2 • SELECT TUFTING STYLE

Applicable on tufted beds only

Button

Buttonless

STEP 3 • SELECT OUTSIDE BACK

Standard is cambric and premium is upholstered on all sides

Standard

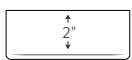
Upholstered (upcharge)

STEP 4 • SELECT LEG STYLE

Step 1 height is based on 2" foot selection. If 5" foot selected, overall height will increase by 3". Mattress height unchanged.

Block

Wood
Metal



Wide Block

Wood
Metal



Regular Taper

Wood
Metal



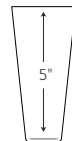
Tall Taper

Wood
Metal



Turned Taper

Wood
Metal



STEP 5 • SELECT LEG FINISH

Wood finish options

Tier I

Tier II (upcharge)

Specialty (upcharge)

Metal finish options (upcharge)

Old Brass

Platinum Nickel

STEP 6 • SELECT TRIM (OPTIONAL)

See Step 1 to determine if applicable to frame.

Standard options

French Natural Nail
Old Brass Nail
Bronze Nail
Antique Brass Nail

Bright Brass Nail
Bright Nickel Nail
Platinum Nail
Pewter Nail

Spacing

Head to Head Spaced

Sizes

Small Medium Large

Specialty

French Natural Petite Nail
Aged Brass Reeded Small Nail
Antique Brass Hammered Large Nail
Platinum Hammered Large Nail
Oil Rubbed Bronze Grand Nail

Spacing

Head to Head Spaced

STEP 7 • ORDER SUMMARY

STEP 1 - FRAME:

STEP 2 - BUTTON STYLE:

STEP 3 - OUTSIDE BACK:

STEP 4 - LEG STYLE:

STEP 5 - LEG FINISH:

STEP 6 - TRIM (OPTIONAL):