

## BESPOKE ORDER FORM

DEALER/SHOWROOM: \_\_\_\_\_

SALESPERSON: \_\_\_\_\_

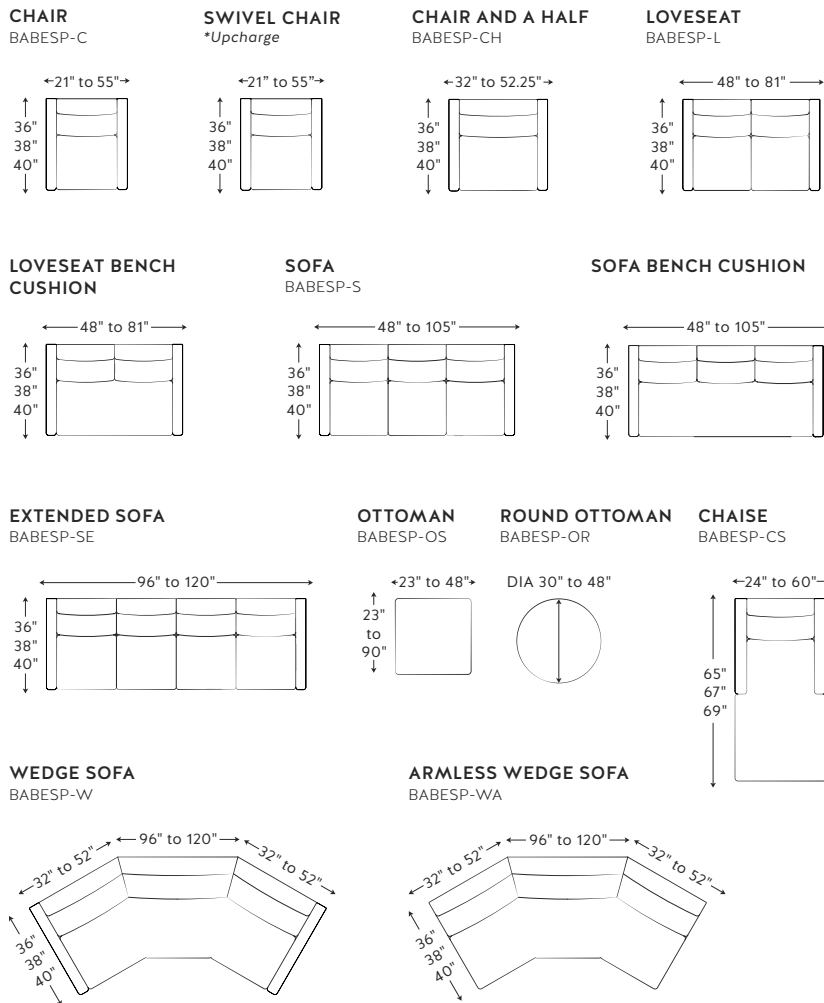
DATE: \_\_\_\_\_

PO#: \_\_\_\_\_

### STEP 1 • SELECT SILHOUETTES

#### STAND ALONE FRAMES

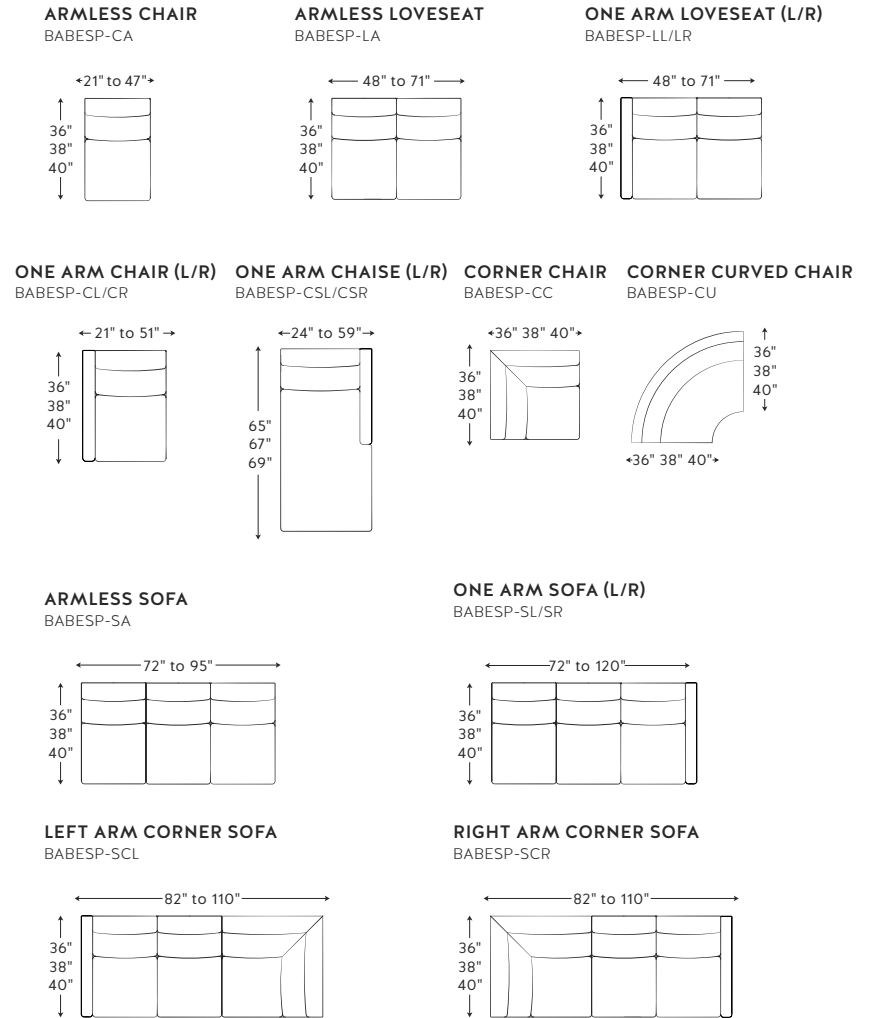
Choose a cushion format & width.



All styles are available in: **Buttoned\*** **Un-buttoned**  
\*Upcharge

#### SECTIONAL FRAMES

Choose a cushion format.

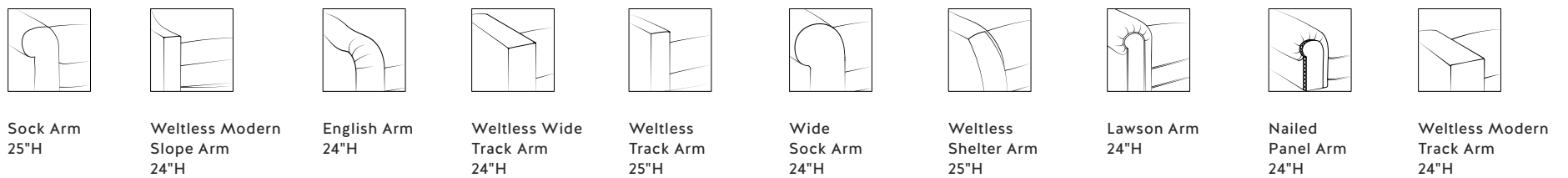


All styles are available in: **Buttoned\*** **Un-buttoned**  
\*Upcharge

### STEP 2 • SELECT YOUR DEPTH

36"      38"      40"

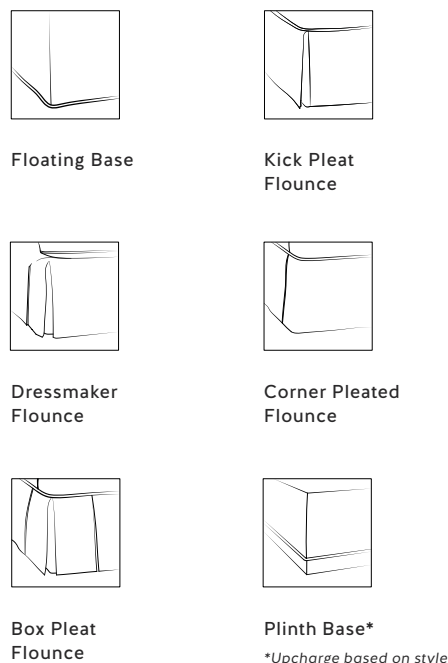
### STEP 3 • SELECT ARM & SEAT STYLE



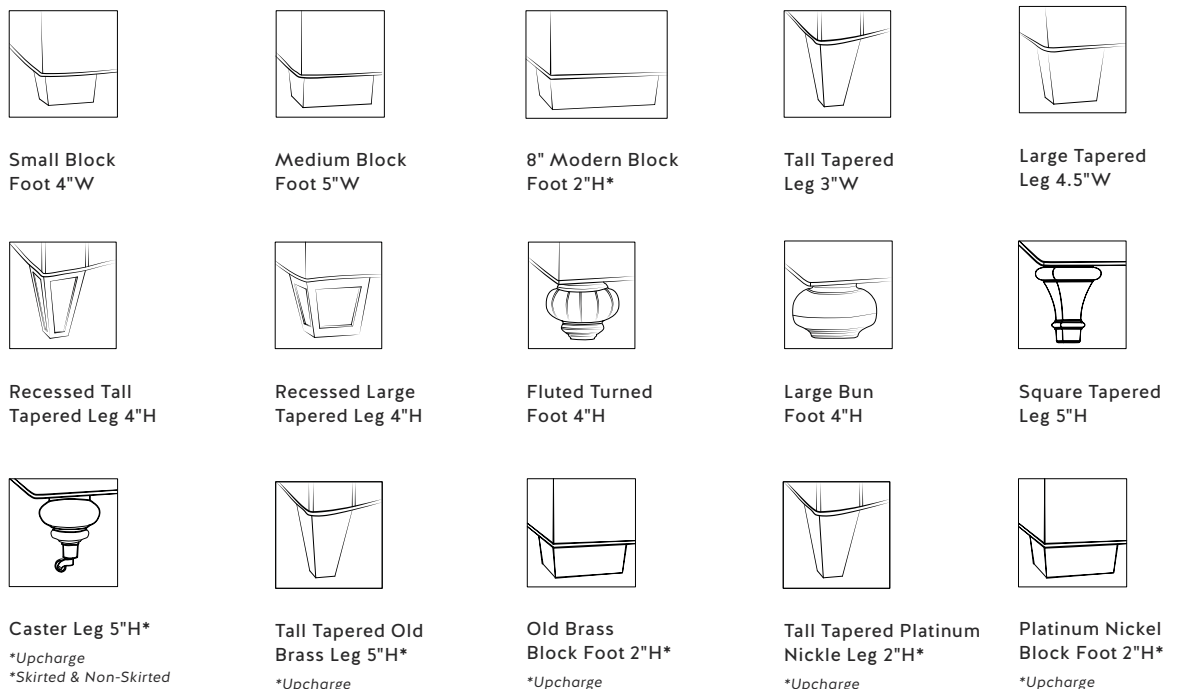
\*All styles are available in: **T Cushion** **Straight Cushion**  
Track Arm= 5" / Wide Track Arm=5.5" / Modern Track Arm= 8"

### STEP 4 • SELECT BASE OR LEG

#### BASES



#### LEGS



**STEP 5 • SELECT FRAME HEIGHT AND ANGLE**

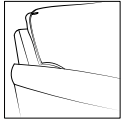
Standard Angled Back  
32" HIGH

Standard Straight Back  
32" HIGH

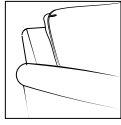
Angled Highback  
35.5" HIGH

Straight Highback  
35.5" HIGH

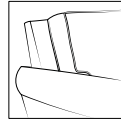
**STEP 6 • SELECT BACK STYLE**



Knife Edge Back T Pillow



Knife Edge Back Straight Pillow



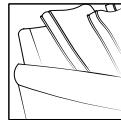
Boxed Edge Back T Pillow



Boxed Edge Back Straight Pillow



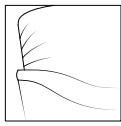
Multi Knife Edge Back Pillow



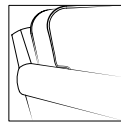
Multi Boxed Back Pillow



Tight Boxed T Back  
\*H 35.5" only



Tight Roll T Back  
\*H 35.5" only



Rounded Corner Back T Pillow

**STEP 7 • SELECT BACK PILLOW**

**STANDARD PROFILE BACK PILLOW**

Back pillow is 4" higher than standard frame.  
Back pillow is flush to high back frame.

**LOW PROFILE BACK PILLOW**

Back pillow is flush to standard frame.  
Not recommended for high back frame options.

**STEP 8 • SELECT EDGE**

Applied to the cushions and outside back.  
Applied to arms unless noted in step two.

WELTED EDGES

WELTLESS EDGES

WELTLESS TOP STITCH EDGES\*  
\*Upcharge

**STEP 9 • SELECT CUSHION FILL**

For full descriptions please refer to Bespoke Brochure.

**SELECT YOUR SEAT CUSHION**

BAKER COMFORT (Standard)

BAKER FIRM SPRING DOWN

BAKER COMFORT PLUSH

BAKER FIBERLUX (Hypoallergenic)

**SELECT YOUR BACK PILLOW**

BAKER COMFORT (Standard)

BAKER COMFORT ULTRA PLUSH

BAKER FIBERLUX (Hypoallergenic)

**SELECT YOUR THROW PILLOW**

BAKER COMFORT PLUSH (Standard)

BAKER COMFORT ULTRA PLUSH

BAKER FIBERLUX (Hypoallergenic)

**STEP 10 • SELECT NAIL OPTIONS\***

\*Upcharge

**NAIL TRIM ON BASE**

HEAD TO HEAD

SPACED

**SPECIALTY NAIL TRIM ON BASE**

HEAD TO HEAD

SPACED

**NO NAIL TRIM**

**STEP 11 • SELECT FINISH OPTION**

**WOOD FINISH OPTIONS**

GRAY MINK

PLUME

SIENNA

HAVANA

CHOCOLATE MINK

BLACK MINK

MANOR HOUSE

EBONIZED

DUNE

VENETO LIGHT

AMERICAN WALNUT

LUXE

STANDARD MAHOGANY

SABLE

**PAINT FINISH OPTIONS\***

IVORY PAINT\*

DOVE PAINT\*

LINEN PAINT\*

QUILL PAINT\*

EBONY PAINT\*

BLACK PAINT\*

\*Upcharge

**STEP 12 • ORDER SUMMARY**

**STEP 01 - SILHOUETTES:**

\_\_\_\_\_

**STEP 02 - DEPTH:**

\_\_\_\_\_

**STEP 03 - ARM & SEAT STYLE:**

\_\_\_\_\_

**STEP 04 - BASE OR LEG:**

\_\_\_\_\_

**STEP 05 - FRAME HEIGHT & ANGLE:**

\_\_\_\_\_

**STEP 06 - BACK STYLE:**

\_\_\_\_\_

**STEP 07 - BACK PILLOW:**

\_\_\_\_\_

**STEP 08 - EDGE:**

\_\_\_\_\_

**STEP 09 - CUSHION FILL:**

\_\_\_\_\_

**STEP 10 - NAIL OPTIONS:**

\_\_\_\_\_

**STEP 11 - FINISH OPTIONS:**

\_\_\_\_\_

**STEP 13 • ADDITIONAL DECORATIVE SELECTIONS**

Contact your customer service representative for com, tapes, bullions, and additional decorative options.

PRIMARY FABRIC: \_\_\_\_\_ GRADE: \_\_\_\_\_ \$: \_\_\_\_\_

THROW PILLOW FABRIC: \_\_\_\_\_ GRADE: \_\_\_\_\_ \$: \_\_\_\_\_

OTHER FABRIC: \_\_\_\_\_ GRADE: \_\_\_\_\_ \$: \_\_\_\_\_

OTHER FABRIC: \_\_\_\_\_ GRADE: \_\_\_\_\_ \$: \_\_\_\_\_

CONTRASTING WELT: \_\_\_\_\_ \$: \_\_\_\_\_

LEATHER CONTRASTING WELT: \_\_\_\_\_ \$: \_\_\_\_\_

SELF DECKING: \_\_\_\_\_ \$: \_\_\_\_\_

NAIL HEAD FINISH: \_\_\_\_\_ \$: \_\_\_\_\_

OTHER OPTION: \_\_\_\_\_ \$: \_\_\_\_\_

OTHER OPTION: \_\_\_\_\_ \$: \_\_\_\_\_

TOTAL: