

## BESPOKE IN MOTION ORDER FORM

DEALER/SHOWROOM: \_\_\_\_\_

SALESPERSON: \_\_\_\_\_

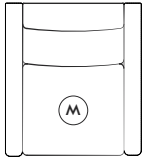
DATE: \_\_\_\_\_

PO#: \_\_\_\_\_

### STEP 1 • SELECT SILHOUETTE

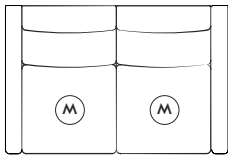
#### STAND ALONE MOTION FRAMES

##### CHAIR BAMOTN-C



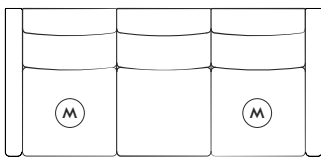
Incliner 39" D  
Recliner 37" D

##### LOVESEAT BAMOTN-L



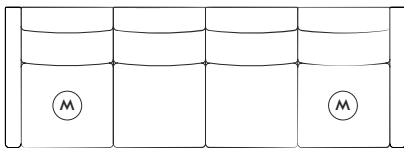
Incliner 39" D

##### SOFA BAMOTN-S



Incliner 39" D

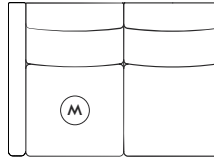
##### EXTENDED SOFA BAMOTN-SE



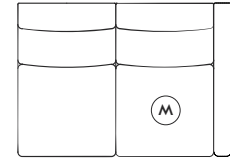
Incliner 39" D

#### SECTIONAL MOTION FRAMES - INCLINER ONLY 39" D

##### LEFT ARM LOVESEAT BAMOTN-LL



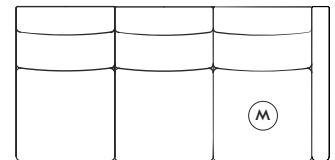
##### RIGHT ARM LOVESEAT BAMOTN-LR



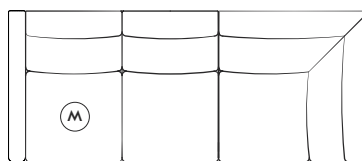
##### LEFT ARM SOFA BAMOTN-SL



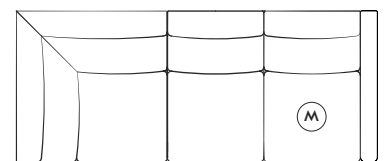
##### RIGHT ARM SOFA BAMOTN-SR



##### LEFT ARM CORNER SOFA BAMOTN-SCL

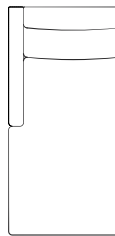


##### RIGHT ARM CORNER SOFA BAMOTN-SCR

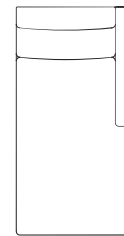


#### MOTIONLESS FRAMES

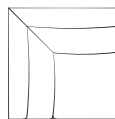
##### LEFT ARM CHAISE BAMOTN-CSL



##### RIGHT ARM CHAISE BAMOTN-CSR



##### CORNER CHAIR BAMOTN-CC



#### RECLINER

A Baker recliner provides the ultimate in comfort by both reclining the back of the chair and extending a footrest. A recliner needs extra space both behind and in front of the chair to fully extend.

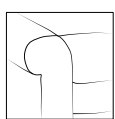
#### INCLINER

A Baker incliner creates the same relaxed seating experience as a recliner. The seat and inside back slide forward and a footrest extends while the outside back remains in a fixed position. An incliner needs extra space only in front of the piece.

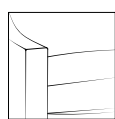
While both recliners and incliners are available in standalone chairs, only incliners are available in loveseats, sofas, or sectional groupings.

Indicates seat with motion

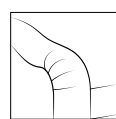
### STEP 2 • SELECT ARM STYLE



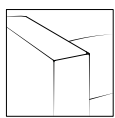
Sock Arm 7"W



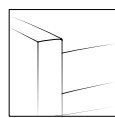
Modern Slope Arm 4"W\*  
\*Recliner is not available



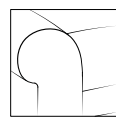
English Arm 7"W



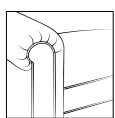
Wide Track Arm 5.5"W



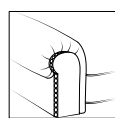
Track Arm 4"W



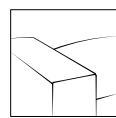
Wide Sock Arm 9"W



Lawson Arm 9"W

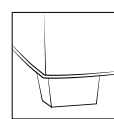


Nailed Panel Arm 7"W

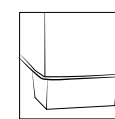


Modern Track Arm 8"W

### STEP 3 • SELECT LEG STYLE



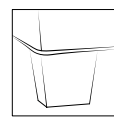
Small Block Foot 2"H




Medium Block Foot 2"H\*  
\*Not available on Modern Slope Arm



Recessed Large Tapered Leg 4"H



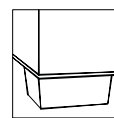
Large Tapered Leg 4"W



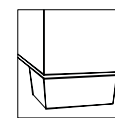
Fluted Turned Foot 4"H



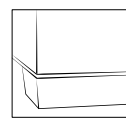
Large Bun Foot 4"H



Old Brass Block Foot 2"H\*  
\*Upcharge



Platinum Nickel Block Foot 2"H\*  
\*Upcharge



Modern Block Foot 2"H\*  
\*Only available with Modern Track Arm

**STEP 4 • SELECT CUSHION WIDTH**

Not applicable to stand-alone chairs or corner chairs.

24"

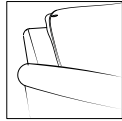
30"

**STEP 5 • SELECT BACK STYLE**

T-Backs are not available on incliners.



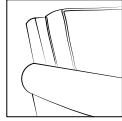
Knife Edge Back T Pillow



Knife Edge Back Straight Pillow



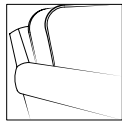
Boxed Back T Pillow



Boxed Back Straight Pillow



Rounded Corner Back T Pillow



Rounded Corner Back Straight Pillow

**STEP 6 • SELECT EDGE**

Applied to the cushions and outside back. Applied to arms unless noted in step two.

WELTED EDGES

WELTLESS EDGES

**STEP 7 • SELECT CUSHION FILL**

For full descriptions please refer to Bespoke Brochure.

SELECT YOUR SEAT CUSHION

BAKER COMFORT (Standard)

BAKER FIRM SPRING DOWN

BAKER COMFORT PLUSH

BAKER FIBERLUX (Hypoallergenic)

SELECT YOUR BACK PILLOW

BAKER COMFORT ULTRA PLUSH (Standard)

BAKER COMFORT

BAKER FIBERLUX (Hypoallergenic)

SELECT YOUR THROW PILLOW

BAKER COMFORT PLUSH (Standard)

BAKER COMFORT ULTRA PLUSH

BAKER FIBERLUX (Hypoallergenic)

**STEP 8 • SELECT NAIL OPTIONS**

Upcharge

NAIL TRIM ON BASE

HEAD TO HEAD

SPACED

SPECIALTY NAIL TRIM ON BASE

HEAD TO HEAD

SPACED

NO NAIL TRIM

**STEP 9 • SELECT FINISH OPTION**

WOOD FINISH OPTIONS

TIER I

TIER II (upcharge)

SPECIALTY (upcharge)

PAINT FINISH OPTIONS

TIER I

TIER II (upcharge)

SPECIALTY (upcharge)

**STEP 10 • ORDER SUMMARY**

STEP 1 - SILHOUETTE:

\_\_\_\_\_

STEP 2 - ARM STYLE:

\_\_\_\_\_

STEP 3 - LEG STYLE:

\_\_\_\_\_

STEP 4 - FRAME HEIGHT & ANGLE:

\_\_\_\_\_

STEP 5 - BACK STYLE:

\_\_\_\_\_

STEP 6 - EDGE:

\_\_\_\_\_

STEP 7 - CUSHION FILL:

\_\_\_\_\_

STEP 8 - NAIL:

\_\_\_\_\_

STEP 9 - FINISH:

\_\_\_\_\_

**ADDITIONAL DECORATIVE SELECTIONS**

Contact your customer service representative for COM, tapes, bullions, and additional decorative options.

THROW PILLOW FABRIC: \_\_\_\_\_ GRADE: \_\_\_\_\_ \$: \_\_\_\_\_

OTHER FABRIC: \_\_\_\_\_ GRADE: \_\_\_\_\_ \$: \_\_\_\_\_

OTHER FABRIC: \_\_\_\_\_ GRADE: \_\_\_\_\_ \$: \_\_\_\_\_

CONTRASTING WELT: \_\_\_\_\_ \$: \_\_\_\_\_

LEATHER CONTRASTING WELT: \_\_\_\_\_ \$: \_\_\_\_\_

SELF DECKING: \_\_\_\_\_ \$: \_\_\_\_\_

NAIL HEAD FINISH: \_\_\_\_\_ \$: \_\_\_\_\_

OTHER OPTION: \_\_\_\_\_ \$: \_\_\_\_\_

OTHER OPTION: \_\_\_\_\_ \$: \_\_\_\_\_

TOTAL: